

'The Instruction Sheet'

IPMS / Granite State Modelers Club Monthly Newsletter

Website: GraniteStateModelersClub.ORG

Email: GraniteStateModelers@Gmail.com

Visit us on Facebook: Granite State Modelers Club /
IPMS



Meeting Reminders: November 20, December 18, 2023, January 22, 2024

Weekly Zoom Build Sessions: Wednesdays 6-9pm; Saturdays 1-4pm; Sundays 6-9pm

Zoom Meeting Link – [GSMC Zoom Meeting](#)

From My Bench

Hello Members,

Well it's happened. We had our second best show ever. Except for the Covid explosion, it's our largest. This was thanks to the huge effort put in by all our club members and the Weare community who supported us immensely. For a new venue I think we all pulled together and showed what we can do.

Was it perfect? No. We have some adjusting to do but I think it was damn close. So again I thank everyone who made this possible. We should have all the final show tallies at the next meeting. We also have the elections at our November meeting to conduct. That being said we have our Yankee Swap to look forward to in December.

We have thinned out the club raffle and have a group of new kits to choose from now. There are more on the way as we can see what's out there. I would like the members to let us know what you would like to see in the raffle. I can't promise you'll see a full blown hobby shop appear, but help us pick some new kits we can afford.

Hopefully the Covid stays away or isn't an issue this winter so some of us can do some build days again. Keep building and see you folks at the November meeting!

For now, *Mac*



IPMS/GSMC meets for our general membership meeting on the third Monday night (4th Monday in Jan., Feb. & June) of each month from 7 PM to 9 PM at the Nashua Public Library, 2 Court Street Nashua, NH. Visitors are welcome; Show and Tell and Raffle are held each meeting.

September 2023 MEETING NOTES By Pete Davis

- Our library contact, Holly, came in to discuss the details of the November 4th Veterans Day open house they are holding. It will run from 2 PM to 3:30 PM in the lower library. Set up will be at 1:30 PM. A number of us volunteered to man a table and show off our veteran related models.
- There has been some overloading of shows in our area all happening at the same time or close in, which is putting a strain on the vendors and participants. Other clubs have agreed to leave the 3rd Sunday in October to us, as we have had that date for the majority of the time GraniteCon has been in existence. We are hoping that some of them will change their month to put a bit more space between our show date and theirs.
- Ed Mele's Treasurer's report post show: \$1269.00 received in during the last month, \$2749.42 paid out. These amounts do not include show revenues. Ed expressed the concern over the tables getting wet. The tables at the school were left outside for pick up and did get covered to protect them from the projected rain, by the Facilities Manager of the school.
- Vice President Rich Filteau reported that he had no club report but that Tom Hanks and Steven Spielberg were collaborating on a new series similar to "Band of Brothers", called "Masters of the Air" in the works for Apple TV.

Club Officers:

President: Mac Johnston

(603)359-0595

macatflandersandpatch@hotmail.com

Vice President: Rich Filteau

(603)514-1604

r.filteau@comcast.net

Secretary: Rodney Currier

(603)726-3876

nickmatt2@roadrunner.com

Treasurer: Edward Mele IV

(603)203-9878

emeleiv@gmail.com

Newsletter Team:

Pete Davis - Content Editor

(603)759-2173

granduck@aol.com

John Rauscher – Contributor

(603)315-0751

JVR@gsinet.net

Rod Currier – Contributor
and Distribution

Bob Ferri – Formatting

Zoom Administrator

Bob Ferri - (603)547-7456

ferri@gsinet.net

Webmaster

Brandon Clifton

- Bob Ferri advised the show Make and Take was busy and well utilized. His wife, Eileen, ran the activity and enjoyed interacting with the 20 or so kids and parents who participated together. Our sincere thanks go out to her for her help.
- Rod advised there is another Zoom coming up with the Regional Coordinator that he and Mac will attend.
- President Mac Johnston thanked the club for the effort put forth to make the show happen; he asked that thanks be extended in the newsletter as well (here it is). Rebecca, the school Facilities Manager thanked us for helping to return the school tables to the cafeteria room and set them up after the show (not something that other groups do). The PTO group did well with their food, with their food truck selling out completely by 2 PM. The food guy from our last few shows has retired so this worked out very well. We will no longer be using the La Quinta facility in Manchester and will be seeking return of the deposit they have been holding for a couple of years now. The show had 443 models on the tables with 86 entrants this year. We will be looking to tweak the setup floor plan at the school for next year's event, based on lessons learned this year. We may also give a donation to the custodial staff for their help this year.
- We will be looking for a more affordable and user friendly source of tables for next year. We were not satisfied with the team that delivered the tables this time around.
- One vendor had a \$100 kit stolen during the show but that was the only incident of note.
- The show was our second best ever, including the massive post Covid event which was atypical. Mac was delighted to see a lot of people congratulating the kid that won the Best of Show...well deserved praise.
- Nominations were discussed for the officers for next year. With Ed Mele leaving, Rich will double up as Vice President/Treasurer. We vote on

the slate in the November meeting.

- It was decided to do a Yankee Swap again at the December meeting.
- We welcomed Jason Robidoux, a potential new member who builds cars, armor, ships, aircraft, but prefers cars primarily.
- AMPS ArmorCon was a pretty good show, according to Mac. He received two gold medals, Lyn Cushman a silver, and John Rauscher a silver and bronze medals. A number of international contestants at that show also attended ours, making GraniteCon, once again, an international event.
- Lyn Cushman reported on the first PaxCon held in Hollywood Maryland. It is an IPMS sanctioned event and happens bi-yearly. They had over 1000 entrants for their first show ever. Categories were all basic, with no sub-categories, and very simple judging and medaling. They also have a Master's category with limited awards. Lynn took home a bronze.

September Raffle Winners!

Our meeting raffle winners were Frank Moore and Mac Johnston



For I.P.M.S. membership,
go to **MYIPMSUSA.org**
Membership page for
details and membership
forms



Pete's Ponderings - By Pete Davis

Our October show went well, I must say! We had a lot of incredible models on the tables and a lot of talented modelers celebrated with awards for their hard work. And we exposed a new audience, including kids, to the wonder of model building...maybe the most important result from our efforts.

Every time I look at photos of members of other clubs in their newsletters, I see a lot of silver haired guys and gals showing off their work to their fellow club members. There always seem to be few to none of the younger generations in evidence as being part of this. Frankly I look at our own group and see the same.

This concerns me. Here we are in what has been called a golden age of modeling. There are incredible kits being produced by a great number of manufacturers just begging to be added to collections or builds. Aftermarket offerings are on the rise and are being produced for many of the new kits, sometimes even before the kit they are designed for is even released! New means of self-manufacture, like 3D Resin printing, are making it way easier for all of us to have one off components produced right in our home workshops as needed. This is indeed a tremendous situation for a model builder to be in.

However, keep in mind that silver haired demographic, and think about this. Who is going to support these manufacturers after the current crop of older builders are no longer available as a target market? There are youngsters out there who are building models and doing well (case in point is our own winner of the Best of Show at our event in October, a teenager, who stunned us all with his amazing work), but they are few and far between. This does not bode well for the hobby.

Granted, kit costs are somewhat prohibitive of getting newcomers involved as fledgling builders, but there are inexpensive kits out there which are great starters for kids looking to try their hand at something other than the latest anime game. Also, there are subjects, as in the Gundam line, which are affordable and easy to assemble...just the thing to bring a new young builder into the hobby. But, kids seem to not be getting the message all that well.

I think it falls on us as older builders to help get the word out to a younger audience and to help perpetuate the hobby beyond our own capacity to carry on. I would really like to see more young faces at club meetings. We need to encourage Make and Take activities, not just with kids at our shows, but at youth clubs and other like organizations. We need to be willing to source our time and knowledge to help these young people experience the joy of three dimensional creation. If each elder builder mentored one kid and helped nurture their creative interests, we could assure that their interest would become a way of life for them. I personally have done this in the past with young relatives and seen the excitement they experience when their models are recognized by fellow model builders in contests like ours.

So, take the time to look around you at the youngsters you interact with and see if one or more of them might be potential candidates for inclusion in our hobby. Then, get them involved! It lies with us oldsters to assure there is a constant flow of new interest to keep model building a viable and healthy alternative to many of the other less palatable distractions in our changing world for years to come!

From The Editor's

Our club Newsletter Editorial and Layout staff is in need of content from all segments of our hobby for the newsletter. Subject matters of interest include ships, armor, aircraft, sci-fi, figures, 3-D printing, scratch building, kit bashing and railroading. We are looking for articles on modeling tips, kit reviews, build articles, historical information and general model discussion of kits and techniques. Any and all submissions are welcome, this is our club newsletter and all are welcome to contribute. Submit all articles to Pete Davis at granduck@aol.com. Thank You.


WW1 Italian Obice 305/17 Howitzer By Mac Johnston

These howitzers were officially named Obice da 305/17 D.S. The DS stood for De Stefano who was the builder of the chassis. The chassis was very odd looking as it had a very high center of gravity. It was actually quite clever because with the height and the gun elevated to its maximum elevation, a door was opened in the gun chassis to allow the breech to recoil into an open area under the chassis. No pits or other digging was needed to enable it to fire in that raised position. It did make it tricky to tow on uneven ground.


The wheels were fitted with detachable steel grousers made by Crispino Bonagente. When the gun was set up on the firing platform the grousers were removed. On the platform it had 360 degrees of traverse. Moving the gun was done by towing with Pavesi-Tolotti tractors. Sometimes it took up to three of these to haul the gun. It could be hauled at about 3-5 mph. The hoist allowed the munitions to be hauled up to the gun.



The finished gun with the hoist installed



The corrected tow bar



The tow bar and corrected limber pivot

References:

Allied Artillery of WW1 - Ian Hogg
Twentieth Century Artillery – Ian Hogg
Internet

Show and Tell

Many more higher resolution images can be found on the web site!



Frank Moore started off discussing his Ali Express 1/35th scale turret and tank commander diorama. He got the tank turret for \$5 at most with the shipping included from an offsite vendor. It took about a month to get to him. The tank commander represents one from the European Theater of Operations in 1944.



Frank's second offering was a 1/35th scale scratch built M3 Halftrack which had an aftermarket command post interior set from Ali Express added. This included a lot of details, such as radios, a generator, canteens, table light and typewriter. It is a work in progress.





John Walker presented an M4 105mm in 1/35th scale from Tamiya. He replicated a vehicle from the 69th Battalion, 6th Armored Division in Germany in the spring of 1945. He modified the tank from an M4A3 to an M4 using an MP Models Authent-I-Kit, adding a new rear deck and parts. The decals are from Star, painted with Tamiya paints, squiggling on slightly lighter versions of the base color to post shade. He added a periscope, spare wheel, and drilled out the headlights. The tools, figure and machine gun were from the kit. He added new tracks with grousers and used craft paints for the final weathering. A guitar string became the antenna.



Mac Johnston came with his in-progress 1/43rd scale Brianza 1958 V-8 Fiat Zagato. He is building this as a commission project and has found it challenging. He is duplicating a real car. This is a full resin kit and had many pinholes needing attention, and mold release that needed removal. It has a beautiful interior, wheels and taillights. He had to do a lot of modifying of details as they were otherwise terrible on the kit. He had real issues with the windscreen and eventually had to use floral cellophane to replace the kit windscreen, which was damaged. It is a very delicate model, but it looks like the photo of the real car that is his source.





Russell Gosselin brought in two 1/72nd scale BF-109E aircraft, both manufactured by Academy. The first (on right) was flown by Group Commander Hans 'Assi' Hahn over France in the Autumn of 1940. The second, 'White 14' (on left) was also flown by Group Commander Hahn over France during the Summer of the same year.





Rich Filteau showed us two 1/48 scale North American Furies, an FJ-1 and an FJ-4. One was a Hobby Boss kit and the other from Czech Models. He painted one blue, which was a color scheme the US Navy wanted when they began operating this aircraft. Rich advised this aircraft is basically a P51 with a jet engine and modified fuselage, the result of an attempt to put a jet into service as quickly as possible. These aircraft eventually evolved into swept wing variants which included the Thunderjet and the Panther. As jet engine technology was in its infancy, these planes generally went through an engine every 10 hours before requiring a rebuild.





Paul Lessard gave us an overview of two 1/87th scale railroad models. The first was a CMR Products GE 25 ton diesel switching locomotive. This type of locomotive had only one traction motor with the second axle powered by a chain drive. The kit is a single piece 3D print which required a lot of work to make the vertical surfaces presentable. The model is unpowered. This type of locomotive was used for switching freight around in rail yards.

His second model was an Ambroid 40' Canadian National wooden box car. The CN prototyped this car around 1923, then built thousands between then and 1930. Many survived in service into the 1970's. Paul updated the model by adding corrugated end panels and brake details and lightly weathered the car to finish.





Pete Davis presented his Andy's Hobby Headquarters/Das Works 1/16th M4A3-E8 done to resemble a tank from the 20th Battalion, 20th Armored Division used in Germany in May 1945. He used the kit supplied tank commander and added two Sol Resin Factory driver figures. Value Gear, Tamiya and the kit provided the stowage, which is tied down with twine to resemble the rope lashing used in the full sized tank. He added home printed decal 20th Armored division shoulder patches to all three figures as well as rank badges, using the kit supplied decals as the masters. He did add a lieutenant's badge to the collar of the tank commander as he couldn't figure a way to easily add sergeant's stripes over the folds in the commander's jacket sleeve. He also wired the commander's mike. Figures and stowage were painted with acrylics using a wet palette (Pete prefers the flat finish of the acrylics, disliking shiny figures), and weathered with oils and pigments.

Display case contents in Weare Middle School prior to GraniteCon 30, their roadside sign, the PTO food truck and a beautiful day!



GraniteCon 30!



GraniteCon 30 Category Sponsors:

Aircraft Category Donors:

Nate Clark
Bob Ingalls
Rod Currier
Vinnie Farruggio (3)
Upper Valley Modelers IPMS
Rich Filteau
Bob Ferri
In Memory of Retired USAF
Chief Mstr. Sgt. Robert E. Ferri
North Shore IPMS
Southern Maine IPMS

Military Vehicle Category Donors:

Pete Davis
Mac Johnston (2)
Upper Valley IPMS (2)
Russ Gosselin
Classic Plastic IPMS

Ship Category Donors:

Pete Davis
Deb Chabot
Double Play Hobby

Figure Category Donors:

Patriot IPMS
Upper Valley IPMS
Bay Colony IPMS
Empire Models

Civilian Vehicle Category Donors:

Mac Johnston
Lou's Custom Exhaust (4)
Zoomies Corner Store
Clearview Auto Glass
Upper Valley IPMS
Deb Chabot

Other Category Donors:

Edward Jones
Deb Chabot (2)
Stark House Tavern
Paul Lessard
John Cook

Junior Category Donor:

All Types - All Scales -
Weare's Hair

GraniteCon 30 Special Award Winners:

Best of Show - Sponsored by Nucar Auto Mall Tilton:
Henry West (The Akashi Ship)

Theme Award - Seen in Movies - All Scales -
Sponsored by Vinnie Farruggio: Chris Holmes

Jack Sutcliffe Award - Best Propeller Aircraft 1:48 -
Sponsored by Hobby Emporium: Dave Calhoun

Best Aircraft Award All Scales - Sponsored by Rod
Currier: Mark Pinsonneault

Best Aircraft From A Small Air Force All Scales -
Sponsored by Marc Dupuis: Ross Whitaker

Kevin Campagna Award - Best Detailed Armor -
Sponsored by Lyn Cushman: Bob Ferri

Best Mopar Vehicle All Scales Sponsored by Camaro
Heaven: Mark Russell

Best Chevy Vehicle All Scales Sponsored by Camaro
Heaven: Tim Rhine

Best Ford Vehicle All Scales Sponsored by Camaro
Heaven: Joe Ouilette

List of GraniteCon 30 Raffle Donors:

GSMC/IPMS
Scott Mallett
Pete Davis
Bob Ferri
Lyn Cushman
Vinnie Farruggio
Mac Johnston
Frank Froment
John Edge
Rob Dinah
Paul Richards
John Rauscher/Empire
Models
Rod Currier



Hobby Shop Directory

These are the hobby shops that support us and our efforts year after year. Most give our club members discounts. They support our club contests, and stock the supplies and new kits we crave. Please support them!

Hobbies With A Twist, LLC - 1 Depot St Concord, NH (603-223-0132)

Granite State Hobbies - 20 Pleasant St. Claremont, NH (603-504-5605) ajmsugaring@icloud.com

Minuteman Scale Models - 472 Amherst St. Suite 21 Nashua, NH (603-921-5048)



Boomers Books & Empire Models & Molly Stark Bindery - 273 N Stark Hwy
Weare, NH 03281 (603-529-5644) - BoomersBooks.net

NORTH EAST TRAINS

Specializing Lionel • American Flyer • Atlas
in . . . MTH • Williams • Weaver • K-Line

Bought • Sold • Repaired
N • HO • S • O • G Gauges



www.netrains.com
18 Main Street
Peabody, MA 01960

Don Stubbs
(978) 532-1615
fax (978) 532-2282

Why Grow Up?

HOBBY
Emporium

MODEL KITS, TRAINS & ROCKETS, PUZZLES, AND PAINTS
& SUPPLIES

978.649.5055

440 Middlesex Rd Tyngsboro, MA 01879

THE **SpareTime** SHOP

WWW.SPARETIMESHOP.COM

Models, Hobbies, GUNDAM, Rockets, HO-N Trains, Books, Magazines, Scenery,
UGEARS, METAL EARTH, Pinocar, Science Kits, Slot Cars, Pre-Built, Paints, Tools

222J East Main Street, Post Road Plaza, Rte 20 East, Marlborough MA

t (508) 481-5786

f (508) 229-2592

ski@sparetimeshop.com

Our **49th** Year

SAVE THIS CARD

OWNERS

PAUL/THERESA SCOPETSKI

CLOSED: M/Tu OPEN: W-Sat 10-5; Sun 12-5



Double Play Hobby
Consignments

479 Elm Street (101A)

Milford, NH 03055

M-F 12-6 Sat 10-5 Sun 12-4


Bill Greenwood 603-582-4224

doubleplayhobby@yahoo.com

http://doubleplayhobbyconsignments.com

New Show And Tell Description Form

We have generated a new form for meeting Show and Tell descriptions. This will give us the details needed to post in the newsletter along with images of your models. Ideally, you can print the page and cut out the form to use. We will also get it posted to the web site for download. Copies will be available at the meetings to fill out.



Builder: _____

Subject: _____

Kit Mfg: _____

Scale: _____

Description:

GSMC Dues Payment Form

Member Names:

Mailing Address:

E-Mail Address:

Telephone # :

IPMS/USA Member?	Yes	No	If Yes - IPMS Number:	Expiration Date:
------------------	-----	----	-----------------------	------------------

Dues Are \$20 Per Year For a Single Member And \$25 Per Year For A Family

Make Checks Payable to: **Granite State Modelers Club**

Please Return This Form With Your Dues Payment To:

Rodney Currier
8 Strawberry Lane
Thornton, NH 03285