

# 'The Instruction Sheet'

## IPMS / Granite State Modelers Club Monthly Newsletter

Website: [GraniteStateModelersClub.ORG](http://GraniteStateModelersClub.ORG)

Email: [GraniteStateModelers@Gmail.com](mailto:GraniteStateModelers@Gmail.com)

Visit us on Facebook: Granite State Modelers Club /  
IPMS



**Meeting Reminders:** August 21, September 18, October 16, 2023

**Weekly Zoom Build Sessions:** Wednesdays 6-9pm; Saturdays 1-4pm; Sundays 6-9pm

**Zoom Meeting Link – Copy and paste or right click to activate**

<https://zoom.us/j/91436116803?pwd=NTIPU2dLUVdLYnR4SzhGL3hQaHBvQT09>

### *From My Bench*

I wish to thank Bob and Eileen for their hospitality in hosting our 2023 club picnic. The day was a great time for members and their significant others to also visit with each other. Thanks again for allowing us to visit your home.

We also need to start hearing from some of the absentee members that help at our show. It's time again to get our list completed. By email, showing up at the meeting, calling me or Rod, we need to know who can help. There are the usual folks that have done the same jobs each year. Please just let us know if you can help again. It's critical to our event.

We also can't forget September is our 2022 Yankee Swap build deadline. For those who wish to participate GET BUILDING!!!

We have a small club but we have a great club. We have a deep history in members that wanted to make a dream come true in this wish to make it a great club and a fun one. Yes, we have not grown in huge numbers but we are strong in our numbers. Let's make this show prove again we can be that group.

Let's see you all at the next meeting in August!

For now, *Mac*

### ***Save The Date - October 15, 2023 - GraniteCon 30***

#### **IPMS/Granite State Modelers annual static model display and contest**

Weare Middle School, Route 114, Weare, NH Contact: Rodney Currier [nickmatt2@roadrunner.com](mailto:nickmatt2@roadrunner.com) or 603-726-3876

**IPMS/GSMC** meets for our general membership meeting on the third Monday night (4<sup>th</sup> Monday in Jan., Feb. & June) of each month from 7 PM to 9 PM at the Nashua Public Library, 2 Court Street Nashua, NH. Visitors are welcome; Show and Tell and Raffle are held each meeting.

**Club Officers:**

**President:** *Mac Johnston*

(603)359-0595

[macatflandersandpatch@hotmail.com](mailto:macatflandersandpatch@hotmail.com)

**Vice President:** *Rich Filteau*

(603)514-1604

[r.filteau@comcast.net](mailto:r.filteau@comcast.net)

**Secretary:** *Rodney Currier*

(603)726-3876

[nickmatt2@roadrunner.com](mailto:nickmatt2@roadrunner.com)

**Treasurer:** *Edward Mele IV*

(603)203-9878

[emeleiv@gmail.com](mailto:emeleiv@gmail.com)

**Newsletter Team:**

*Pete Davis* - Content Editor

(603)759-2173

[granduck@aol.com](mailto:granduck@aol.com)

*John Rauscher* – Contributor

(603)315-0751

[JVR@gsinet.net](mailto:JVR@gsinet.net)

*Rod Currier* – Contributor  
and Distribution

*Bob Ferri* – Formatting

**Zoom Administrator**

*Bob Ferri* - (603)547-7456

[ferri@gsinet.net](mailto:ferri@gsinet.net)

**Webmaster**

*Brandon Clifton*

**July 2023 MEETING NOTES** *By Pete Davis*

- The meeting opened slightly behind schedule as the library had overbooked our space. The time for our future meetings was moved, from 7 pm to 9 pm, to 6:30 pm to 9 pm, to avoid this happening again. Meetings will still run from 7 pm to 9 pm, but we now have a buffer to allow for setup of the Zoom link prior to the meeting and to avoid other groups impinging on our meeting time.

- Rich Filteau activated the meeting as Mac Johnston was running late. Scotty Mallett joined us via the Zoom link. We also had an in-person visitor, Ryan Fuller, who specializes in war gaming. He has been building sci-fi and figures for well over three decades.

- John Rauscher advised the new name tags were ordered last month. They will be dark green with white letters and have our logo on them.

- Ed Meele, our treasurer, advised we had \$644.41 in expenses and \$50.00 in deposits on our account last month.

- Bob Ferri advised he and John had measured the school area we will have to work with for our show at about 56' by 72', with a 40' wide stage that will be ideal for our raffle and announcing stations.

- There was no Vice President's report this month.


- Our President, Mac Johnston, arrived late due to traffic from the Loudon International Speedway clogging the roads in the center of the state, through which he had to drive on the way to the meeting. He 'tongue in cheek' suggested we advise NASCAR to hold no more Monday races, as it ties up our meeting time (it was a makeup race due to a weather cancellation the day before). We all suspect that will be a non-starter.

- Rod Currier advised some members were still dealing with flooding and washout issues from the past weekend storms, mostly in the middle of the state in the Laconia area. Many trees were down and some roads washed out

all through that area.

- There is a new show happening on August 13th, The New England Mecha Model Show and Competition, in Concord NH, run by Nick Saveny of Mecha Warehouse Models.
- Trophy packs are available for sale for our show. Anyone can purchase one. Their generosity will be acknowledged during our show. Packs are \$25.00 each and cover the three plaques and some out of box categories. There will be a form available that can be used when buying a trophy pack to provide our donors with the information needed to understand what they are buying. John will develop the form and provide it to all of us to legitimize our request for funds. All trophy pack sales will need to be provided to Rod Currier, then the money will be forwarded to the Treasurer by him once recorded. Please do your best to sell at least one of these packs.
- We are taking the current crop of kit raffle offerings the club uses during our meetings and moving them to the show kit raffle. John Rauscher has asked for suggestions as to what we would like to have in the next round of club raffle kits. It was suggested that we might think about coming up with a list and then having a lottery to determine what new kits will be brought in. Rich suggested we review the last year or so of Show and Tell builds to see what is popular and to work from that list. John was authorized by the membership to research up to \$180.00 worth of new kits to bring in.

- Our club picnic is set for August 13th at Bob Ferri's house in Weare NH.
- Rich advised the New Hampshire Aviation Museum held an aviation camp for interested kids recently. He got drafted to help a number of the campers learn how to build Guillow style wooden flying airplane kits. The kids get to fly their rubber-band powered planes once complete. Was an interesting experience for him.
- Mac put out another call for articles for the newsletter. We need these to keep the newsletter as diverse and interesting as we can make it. Articles can be sent to Bob Ferri or Pete Davis.
- On a final note, Mac discussed his trip to Fort Sumter. He was amazed that cannon balls could do so much damage to fort walls.
- There was no kit raffle this month.



### ***PETE'S PONDERINGS*** By Pete Davis

Look at us! We are doing our 30th formal GraniteCon show and contest this coming October 15th! Who ever knew way back the we started this club that we would be so actively involved in promoting and encouraging this hobby to grow in the New Hampshire area! All we were trying to accomplish was to have a place we all could go and share our skills and knowledge with like minded people on a regular basis. Looks like we have arrived!

As I came into the club a couple of years or so after its founding, I realized that knowledge on our beginnings is a bit sparse. I asked a couple of our early members about when the group began and discovered that our first meeting took place in September or October of 1986.

There were three people at this first meeting...Frank Moore, our first president and founder, Paul Kearns, and Tony D'Anjou. Frank and Tony are still members and Paul lives in the area working in a hobby shop. Tony is now living in Massachusetts enjoying his golden years, maybe not as active a builder as before, but still a strong supporter of our activities and efforts.

It is a delight to me that they are still an integral part of our club heritage, and that their efforts led to the very active and positive group we now are. Not many groups I know of still show their founders in their membership.

We have had many presidents since then, including myself, all of whom have contributed their unique ideas to the growth of the club. One of the most important efforts was to start trying to build the club through the use of open houses. We did a couple of these, one at the Nashua library, where a half dozen of us showed off our work to anyone who happened to wander into the area where we were set up. We also did one at the Manchester, New Hampshire, library. These were not GraniteCon by any turn of the coin, but they did bring new blood and interest into the membership pool.

Our first real contest was held at the Nashua Holiday Inn, just off route 3 (the building was torn down a couple of years ago). Our next one took place at Rivier College (now university) in one of their buildings. We did a couple of shows at this school before seeking out better resources for our event.

Through the years we have grown this show to the really great contest it has become. We are always excited to see so many talented model builders and vendors eager to visit us and show off their creations and wares. Our entry count seems to always be on the rise, even in spite of the year that we held off our show due to Covid. I like to think this is because we offer a quality event that attracts some of the best model builders in New England, Eastern Canada, New York and beyond!

All of this from our humble start with three guys wanting to show their work and share it with others who could appreciate the time and effort put into their models...how cool is that!

Please forward any members address corrections to Rod Currier at [nickmatt2@roadrunner.com](mailto:nickmatt2@roadrunner.com) so we can update the membership list!

## ***Consolidated PB4Y-1 Liberator 32032 By Rich Filteau***

On the night of November 12, 1943 a battle took place over and on the Bay of Biscay, a battle from which there were no survivors. 10 U.S. Navy airmen and 57 Kriegsmarine submariners went to their deaths as a result of this action between a USN Consolidated PB4Y-1 Liberator, commanded by Lieutenant (jg) Brownell and U-508 commanded by Kapitanleutnant Gerg Staats (Knights Cross). Not much is known about the battle. "Calvert n' Coke", PB4Y-1 Liberator BuAer # 32032, radioed its home base at NAF Dunkswell at 01:16AM saying that it was attacking a U-Boat 95 miles north of Cape Penas, Spain. Nothing further was heard from the patrol bomber. The next day a search of the area revealed two oil slicks about 5 miles apart. At the end of World War II German records revealed that U-508 went missing on the same day and in the same area. 67 souls had found a watery grave in the Bay of Biscay.



The fall of France in the summer of 1940 had allowed Germany to set up U-Boat bases at Brest, Lorient and Sant-Nazaire among others. These bases greatly decreased the transit time to the Allies' North Atlantic shipping lanes. To counter this move the British began patrolling the Bay of Biscay to harass the U-boats as they exited from and returned to their bases. When the Americans entered the war they joined the effort. The American anti-submarine warfare (ASW) effort was based at RAFB Dunkswell in southwestern England near Devon.

The first unit of the United States military to take on the challenge of stemming the flow of U-boats from the western shores of France was the 479th Anti-Submarine Group of the United States Army Air Forces. At this time, United States Naval Air forces were not equipped with a long range patrol aircraft that was capable of combating U-boats that had been ordered to remain on the surface and fight it out with allied patrol aircraft rather than submerge as their orders had stated earlier in the war. Long range patrol squadrons of the US Navy operated Consolidated PBY Catalinas, Martin PBM Mariners and Consolidated PB2Y Coronados. These flying boats were designed for long range patrol duties and were not equipped with heavy enough weapons to take on the U-boats in close quarters. The Navy did have on the drawing board the Boeing XPBB Sea Ranger. The ASW squadrons of the USAAF were equipped with the Consolidated B-24 Liberator which did have the range and was much more heavily armed and therefore more capable of combating the anti-aircraft-artillery (AAA) armed submarines of the Kriegsmarine.



A deal needed to be worked out. The Army had the equipment but rather than maritime patrol duties wanted to concentrate on the strategic bombing campaign. Maritime patrol was more of a Navy operation, but the Navy did not have the equipment. The Navy owned Boeing's Renton, Washington facility and was planning on using it to produce the Sea Ranger. A swap was worked out, the Renton plant was released to produce the B-29 Superfortress and the Navy received B-24 Liberators for maritime patrol. The subject of this article, PB4Y-1 US Navy BuAer # 32032 was produced as USAAF Consolidated B-24D-55-CO Liberator Serial # 42-40429. This B-24D became a PB4Y-1 on March 9, 1943, one of 977 B-24s that were transferred to the Navy as PB4Y-1s.

On March 15, 1943 Bombing Squadron One Hundred Three (VB-103) was established at Naval Air Station (NAS) Camp Kearney (later NAS Miramar) California. PB4Y-1 32032 joined the squadron which departed for Norfolk, Va. on April 29, 1943. NAS Quonset Point, RI. was the next stop on VB-103's journey. At Quonset the PB4Ys were outfitted with ASW gear including Loran, the secret APS-15 radar, equipment necessary to deploy sonobouys and also were outfitted to carry the Mark 24 Homing Torpedo. On May 15th the squadron began patrols at NAS Argentia, Newfoundland. On August 15th VB-103 departed Argentia for St Eval, England finally



arriving at its home base at Naval Air Facility (NAF) Dunkeswell at the end of the month. VB-103 became VPB-103 on October 1, 1944 and remained at NAF Dunkeswell until the cessation of operations in May of 1945. The squadron moved to Norfolk, Va. in June and was then transferred to NAS Alameda, Ca. where it was disestablished on August 31, 1945. During its time on active duty VB/VPB-103 flew 1902 operational sorties and had 4.5 confirmed U-boat kills. 14 VPB-103 PB4Y-1s were lost to all causes.

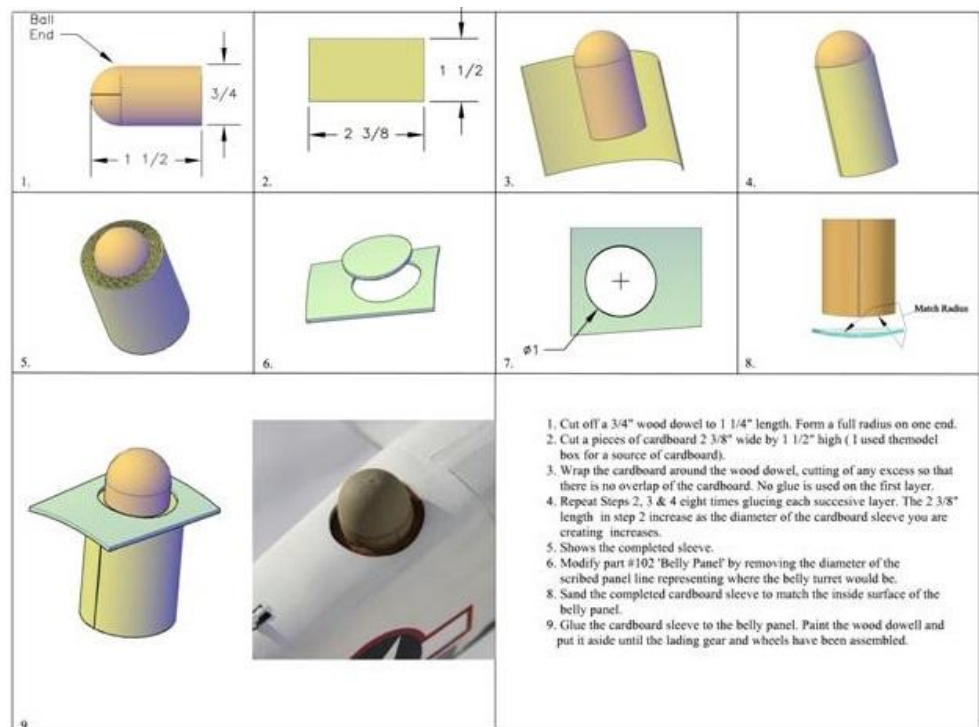
My fascination with this aircraft, PB4Y-1 BuAer# 32032, VB-103's 'C' aircraft, named "Calvert n' Coke", goes back to the mid 60's. I was 13 or 14 years old when I received the Revell 1/72 scale kit for my birthday. Ever since then I have been seeing pictures of this aircraft in books and magazines. A lot of these pictures were taken over the English coast. One source states that they were taken by famous British aviation photographer Charles E. Brown for the US Navy. These pictures, many in color, clearly show the non-specular sea blue upper surfaces, white under surfaces, over-sized national insignia and even the color of the radome that took the place of the lower fuselage ball turret. The camouflage colors are also spelled out in the 'Bombers in Blue' and 'U.S. Navy PB4Y-1 (B-24) Liberator Squadrons In Great Britain during World War II' books listed in the Bibliography.



I started this model project 5 or 6 years ago before Monogram re-released their B-24D kit. So I had to do a lot of searching for a 1/48 scale B-24 to be the basis for my PB4Y-1. Eventually one was offered for sale on EBAY so I purchased it. The kit I bought was Monogram kit # 5604. In this kit the location of the lower ball turret was faired over, which made it easier when modifying it to a PB4Y-1.

The model construction was very straight forward. I followed the kit directions except for modifications necessary to replace the lower ball turret with the APS-15 radome. Below are diagrams and text that spell out how I modified the model.

For I.P.M.S. membership, go to [MYIPMSUSA.org](http://MYIPMSUSA.org) Membership page for details and membership forms





The model was painted with Testor's Scale Master paints, using Gloss Sea Blue and Classic White for the camouflage. Paper templates were used to accomplish the wavy pattern on the sides of the fuselage and engines. The de-icing boots were taped off using scotch tape and were painted with Scale Black. Black Magic wheel masks were used for the landing gear.

The final steps were to overspray the entire model with Testors Dullcote and then remove the masking tape from the de-icing boots and the canopy panels.





## ***Annual Granite State Modelers Club Picnic - 2023 By Pete Davis***

Sunday August 13th turned out to be a great day for our annual club gathering. Bob Ferri and his wife Eileen hosted us again this year and provided an excellent smoked brisket for the base edible. Fourteen of us, plus Zebulon the dog, filled out a lot of chairs and enjoyed the sunny warm weather, right up until a little after 3 PM when the skies opened up and we got a bit damp.


Rod brought his homemade wine to share as well, and there were a number of passed dishes to complement the brisket...my personal favorite was the potato salad.

Bob and Eileen have a great space in the hills of Weare, New Hampshire, with plenty of room for guests to move around and connect with one another. Below is a selection of photos of the gang enjoying the day! Thanks again to Bob and Eileen for their generosity in allowing us to invade their space for a bit. Flickr Album Link -

<https://www.flickr.com/photos/89786550@N00/albums/72177720310461007/with/53115827401/>









## *Show and Tell*

Many more higher resolution images can be found on the web site!



Chuck brought his Monogram 1/32nd scale Panzerspahwagon in early war markings. He noted the box art was by Shep Paine, a famous model and artist from the 60's and 70's. He wasn't thrilled by the mounting hubs, and ended tip breaking one during the build. He painted it Panzer gray and added a communications antenna.





Chuck Converse showed his finished 1/54th scale hybrid Atlantis/Comby Grumman S2F tracker. He finished it with Testors dark Navy blue enamel.







Frank Moore showed us his 1/35th scale Tamiya M60A1 Patton tank, he used Floquil Pullman green for the base color and added one figure. It was one of his early builds.





Frank also had a 1/35th scale Tamiya and Miniart SAS raiding party with a 50 caliber heavy machine gun mounted on the Jeep. He added figures and weapons to round out the build.







Mac Johnston had a 1/24th scale Fujimi Porsche 930 Turbo to show. He built it out of box using DuPont Guards red paint and clear coat for a realistic finish. The glass was also dipped in Future, for a clearer presentation. He did wire the engine.





Mike Dube brought his Trumpeter 1/48 scale F100-D. He used Alclad lacquer to achieve the polished metal finish, and added aftermarket items, including the nozzle. It is a work in progress.








Paul Lessard's offering was an 1/87th scale Funaro and Camerlengo 1950's independent gas station.

Built out of the box, except for gas pumps he sourced from Columbia Valley Models. He livened up the scene with assorted details and added a scratch built air pump.






Pete Davis showed his 'Godzilla King of the Monsters' Polar Lights build. There was no scale listed on the kit but the box art claimed it was 16" of Terror. The molding of the figure was rough and required quite a bit of filling of seams and dremel grinding to get the texture of the skin right. He also added more fins to the back to help disguise the kit seams. On a whim, he found a tiny sound system and recorded a playback of the Godzilla roar which can be accessed by a button on a box behind one of the structures. He was especially pleased with the realistic look of the eyes and the mouth area.







Rod Currier had his 1/72nd scale Academy/Minicraft B-17C. He used it mostly for practice with three Alclad finishes and Testor's aluminum for the exterior. He masked and painted the black walkways. The kit had no interior beyond the bomb bay so Rod scratch built flooring for the radio room and waist gunners' compartment. He prefers larger scales than this...is a bit too small for him.





Our visitor, Ryan Fuller brought a selection of his gaming creations with him. First was the Great Unclean One, a 28mm figure from Games Workshop. It was named Nuzgle Guo and its various appendages and weapons were held on magnetically.



### ***From The Editor's***

Our club Newsletter Editorial and Layout staff are in need of content from all segments of our hobby for the newsletter. Subject matters of interest include ships, armor, aircraft, sci-fi, figures, 3-D printing, scratch building, kit bashing and railroading. We are looking for articles on modeling tips, kit reviews, build articles, historical information and general model discussion of kits and techniques. Any and all submissions are welcome, this is our club newsletter and all are welcome to contribute. Submit all articles to Pete Davis at [granduck@aol.com](mailto:granduck@aol.com). Thank You.





Ryan's second figure was a 28mm Games Workshop figure called Death Guard, Lord of Contagio. He used Word Bearers Livery to set the figure off.





Third on Ryan's list of characters was his 28mm Tier 1 Agents 5 'Hunters' by Spectre Miniatures.




## Upcoming Modeling Events Of Interest

- October 1, 2023 \_ PatCon 2023 IPMS/Patriot Chapter – Hudson Elks Lodge, 99 Park Street, Hudson, MA  
Contact: [ipmspatriot.org/](http://ipmspatriot.org/)
- October 15, 2023 – GraniteCon 30 IPMS/Granite State Modelers – Weare Middle School, Route 114, Weare, NH Contact: Rodney Currier [nickmatt2@roadrunner.com](mailto:nickmatt2@roadrunner.com) or 603-726-3876
- November 5, 2023 – Baycon 2023 IPMS/Bay Colony – Franklin Elks Lodge, 1077 Pond Street, Franklin, MA Contact: Robert Magina [treadhead@comcast.net](mailto:treadhead@comcast.net) or 508-695-7754





His last showing for the evening was an Alpha Legion Contemptor Dreadnought by Games Workshop, also in 28mm. He uses all Game Shop paints over Krylon primer, and Vallejo paints. He prefers realistic looking figures with soft dry brushing and grunge to give them more character.



## Hobby Shop Directory

These are the hobby shops that support us and our efforts year after year. Most give our club members discounts. They support our club contests, and stock the supplies and new kits we crave. Please support them!

**Hobbies With A Twist, LLC** - 1 Depot St Concord, NH (603-223-0132)

**Granite State Hobbies** - 20 Pleasant St. Claremont, NH (603-504-5605) ajmsugaring@icloud.com

**Minuteman Scale Models** - 472 Amherst St. Suite 21 Nashua, NH (603-921-5048)



Boomers Books & Empire Models & Molly Stark Bindery - 273 N Stark Hwy  
Weare, NH 03281 (603-529-5644) - BoomersBooks.net

### NORTH EAST TRAINS

*Specializing* Lionel • American Flyer • Atlas  
*in . . .* MTH • Williams • Weaver • K-Line

Bought • Sold • Repaired  
N • HO • S • O • G Gauges



www.netrains.com  
18 Main Street  
Peabody, MA 01960

Don Stubbs  
(978) 532-1615  
fax (978) 532-2282

*Why Grow Up?*

**HOBBY**  
*Emporium*

MODEL KITS, TRAINS & ROCKETS, PUZZLES, AND PAINTS  
& SUPPLIES

978.649.5055

440 Middlesex Rd Tyngsboro, MA 01879

THE **SpareTime** SHOP

WWW.SPARETIMESHOP.COM

Models, Hobbies, GUNDAM, Rockets, HO-N Trains, Books, Magazines, Scenery,  
UGEARS, METAL EARTH, Pinocar, Science Kits, Slot Cars, Pre-Built, Paints, Tools

222J East Main Street, Post Road Plaza, Rte 20 East, Marlborough MA

t (508) 481-5786

f (508) 229-2592

ski@sparetimeshop.com

Our **49th** Year

SAVE THIS CARD

OWNERS

PAUL/THERESA SCOPETSKI

CLOSED: M/Tu OPEN: W-Sat 10-5; Sun 12-5



Double Play Hobby  
Consignments

479 Elm Street

Milford, NH 03055

Bill Greenwood 603-582-4224


doubleplayhobby@yahoo.com

http://doubleplayhobbyconsignments.com



## New Show And Tell Description Form

We have generated a new form for meeting Show and Tell descriptions. This will give us the details needed to post in the newsletter along with images of your models. Ideally, you can print the page and cut out the form to use. We will also get it posted to the web site for download. Copies will be available at the meetings to fill out.

	Builder: _____
	Subject: _____
	Kit Mfg: _____
	Scale: _____

**GSMC Dues Payment Form**

Member Names: \_\_\_\_\_

Mailing Address: \_\_\_\_\_

E-Mail Address: \_\_\_\_\_

Telephone # : \_\_\_\_\_

IPMS/USA Member? 

Yes	No
-----	----

 If Yes - IPMS Number: \_\_\_\_\_ Expiration Date: \_\_\_\_\_

Dues Are \$20 Per Year For a Single Member And \$25 Per Year For A Family  
Make Checks Payable to: **Granite State Modelers Club**

Please Return This Form With Your Dues Payment To:

Rodney Currier  
8 Strawberry Lane  
Thornton, NH 03285