

# 'The Instruction Sheet'

## IPMS / Granite State Modelers Club Monthly Newsletter

Website: [GraniteStateModelersClub.ORG](http://GraniteStateModelersClub.ORG)

Email: [GraniteStateModelers@Gmail.com](mailto:GraniteStateModelers@Gmail.com)

Visit us on Facebook: Granite State Modelers Club /  
IPMS



**Meeting Reminders:** July 17, August 21, September 18 2023

**Weekly Zoom Build Sessions:** Wednesdays 6-9pm; Saturdays 1-4pm; Sundays 6-9pm

**Zoom Meeting Link – Copy and paste or right click to activate**

<https://zoom.us/j/91436116803?pwd=NTIPU2dLUVdLYnR4SzhGL3hQaHBvQT09>

### ***PETE'S PONDERINGS*** By Pete Davis

At our club meeting the other night, one of our members advised me that she and her husband had recently purchased a new 3D printing system, to add to those they already have been using. This is such a new medium in the model building canon and they are our local pioneers in exploring its potential. Much of what they are building now is the direct result of their working this process, and they have shown us some very unique builds, not available on the standard model kit market.

There is a lot of discussion currently on how this new medium fits into our overview of the hobby. A lot of the older modelers feel this is a violation of the principles of how model building should be approached. They feel that the manufactured kits, put out by injection molding companies worldwide are the actual base of the pillar and are the only way that obtaining a model can be expressed. A lot of companies have put a lot of time and money into developing their kits and this effort is appreciated by their customers...namely us. We buy them, we build them, and we proudly display them when complete.

Interestingly, I have a hunch this same attitude held true when all that was available were wooden planforms and shapes that could be carved into a reasonable replica of a given subject. Even now, there is a small cadre of wooden model builders that continue to support this type of effort, and they are producing some really striking models. And, many of these wooden kit manufacturers have been including plastic and metal components in their kits for almost as long as the injection molding processes have been in place. It makes for a more detailed and accurate model. Seems to me that there has, as a result, been a blending of mediums that has become accepted and utilized in a more mainstream fashion, which we have no qualms about accessing in today's modeling world, in spite of the naysayers.

So, insofar as digital printing goes, many older modelers have been reluctant to see this as an effective addition to the hobby, since it goes against their own biases of how models should be produced. However, I personally see digital 3D printing as just a new and effective manufacturing process which is more homegrown than we are used to. With the plethora of subjects available on the digital market constantly expanding, the world of model building has way more potential for growth.


**IPMS/GSMC** meets for our general membership meeting on the third Monday night (4<sup>th</sup> Monday in Jan., Feb. & June) of each month from 7 PM to 9 PM at the Nashua Public Library, 2 Court Street Nashua, NH. Visitors are welcome; Show and Tell and Raffle are held each meeting.

***PETE'S PONDERINGS continued***

Even name brand manufacturers are embracing it as an inexpensive way to create unique additions to their existing and future kits, to allow for a wider variety of subject approaches than ever before, and without the expensive tooling.

Think of this! With a little training and time you yourself can work with a CAD program and create your own printing programs. Just think of how this can impact taking a basic existing kit and making it far more detailed and accurate, to your taste and ideas. You, in effect, become your own manufacturing entity. What a great way to expand the direction and extent of your imagination!

I am all for anything that helps us grow our creativity and challenges us to achieve a result beyond our zones of comfort!



***May 2023 MEETING NOTES By Pete Davis***

- Mac Johnston was on vacation, so Rich Filteau, Vice President, ran the meeting. Bob Ferri and Scott Mallett attended via the Zoom link.
- John Rauscher reported that the vendor letters will be mailed out during the week following the meeting. He will measure the school cafeteria to determine a table arrangement for the upcoming show. He is waiting on a list of names to get an order for the new name badges under way. If you are interested in a name tag contact John.
- Ed reported we had \$168.35 in expenses and deposits of \$122.00 last month. Treasurer's report accepted as noted.
- Rich advised he had no Vice President's report this month.
- We discussed dates for the annual club summer picnic at Bob Ferri's house in Weare and found August 13th was a date acceptable to all present. More details to follow.
- A variety of prices were discussed for table rentals for the show. This year's cost will be higher than normal as we need to supply all the tables, instead of partial amounts as in previous years. After due discussion, Ed was authorized to go with the low bidder and to secure the tables for October.
- A reminder was expressed to all of the kit swap builders that their builds are due at the September meeting.
- Ed advised he had an impromptu air show over the location of his internship as F-35 fighter aircraft were training overhead for two weeks he was onsite.
- John and Icy Cook discussed their impressions of WonderFest 2023 in Louisville, Kentucky. There were 1046 entries on the tables and competition was stiff. John's Babylon Five Star Fury model received a Merit Award (Congratulations, John!). He noted that the quality of building was so high level and lighting and detailing so intense that the judges were 'stingy' with the medal awards. His Star Fury was photographed by



FineScale Modeler magazine for inclusion in their online review of the show (image previous page). The 2 1/2 day event had an intense vendor room and many events for modelers to participate in. There are quite a few videos available on YouTube if you want to see the competition in detail.

- Pete Davis talked briefly about his visit to the Virginia Transportation Museum in Roanoke, Virginia. He had expected it to be all railroad oriented, due to all the press their steam locomotive collection receives, but was pleasantly surprised to find areas with ship models, classic cars, circus and aviation related exhibits as well. All were related to various historical activities in Virginia. He especially enjoyed the pristine Piper J-3 Cub monoplane they had on display.
- Paul Lessard attended a display only model railroad show in West Springfield, Massachusetts, put on by the Northeast Prototype Modelers organization. He stated they had a great vendor room as well.
- Bob Ferri has been fishing Great Bay and the Piscataqua River this summer and experienced over flights by a B-52, C-17's, F-15C Eagles and a pair of F-22 Raptors, all flying into Pease International Airport in Portsmouth, New Hampshire. They use this exceptionally long runway for touch and go exercises and the fighter jets were exiting under military power for a short time until altitude was reached providing us with our own air show.
- Frank Moore advised that the Veterans Administration Medical Center in Manchester has a virtual arts contest that is open to all VA members nationally. It will end at the conclusion of July. All entries are done by digital photo and are shown country wide. He also advised a number of old airplane and armor kits are being reissued in August.
- Tom Shanahan purchased the new cart to haul the club raffle kits around. He also had an example of a custom printed coffee cup done up with Granite State information on it. His estimated cost for these would be around \$10.00 but he will get a more accurate price and let us know.
- Rod Currier handed out some updated fliers to go to local hobby shops; many members took them to distribute them. He reminded that, as of the end of June, if no dues are received from recalcitrant members, they will be dropped from the membership lists and mailing lists. He also mentioned that there was an individual outside the club looking for a small model of a lobster boat. Trophy pack sales start in July. All old club raffle kits will be moved to the show raffle and new kits secured for our club raffle after the show. He asked for suggestions as to kits to include for future raffles.
- **News of note.** As of July 5th, a piece of Granitcon history is no more. We held many shows at the Elk's Club on Daniel Webster Highway in Nashua over the years before they closed the site down. As of July 5th, the structure has been demolished, probably to make way for more used car parking for the dealerships behind the site. This location did a great deal to help cement our show as one of the best in New England. A lot of us have great memories of the shows there.
- Raffle winner for June 2023 is Pete Davis

**\*\* Please forward any address corrections to Rod Currier so we can update the membership list \*\***



**Club Officers:**

**President:** *Mac Johnston*

(603)648-2244

[macatflandersandpatch@hotmail.com](mailto:macatflandersandpatch@hotmail.com)

**Vice President:** *Rich Filteau*

(617)592-4268

[r.filteau@comcast.net](mailto:r.filteau@comcast.net)

**Secretary:** *Rodney Currier*

(603)726-3876

[nickmatt2@roadrunner.com](mailto:nickmatt2@roadrunner.com)

**Treasurer:** *Edward Mele IV*

(603)203-9878

[emeleiv@gmail.com](mailto:emeleiv@gmail.com)

**Newsletter Team:**

*Pete Davis* - Content Editor

(603)759-2173

[granduck@aol.com](mailto:granduck@aol.com)

*John Rauscher* – Contributor

(603)315-0751

[JVR@gsinet.net](mailto:JVR@gsinet.net)

*Rod Currier* – Contributor  
and Distribution

*Bob Ferri* – Formatting

**Zoom Administrator**

*Bob Ferri* - (603)547-7456


[ferri@gsinet.net](mailto:ferri@gsinet.net)

**Webmaster**

*Brandon Clifton*

***May Meeting Raffle Winner***

Raffle winner for June 2023 is Pete Davis



***From The Editor's***

Our club Newsletter Editorial and Layout staff are in need of content from all segments of our hobby for the newsletter. Subject matters of interest include ships, armor, aircraft, sci-fi, figures, 3-D printing, scratch building, kit bashing and railroading. We are looking for articles on modeling tips, kit reviews, build articles, historical information and general model discussion of kits and techniques. Any and all submissions are welcome, this is our club newsletter and all are welcome to contribute. Submit all articles to Pete Davis at [granduck@aol.com](mailto:granduck@aol.com). Thank You.

***Save The Date - October 15, 2023 - GraniteCon 30***

**IPMS/Granite State Modelers annual static model display and contest**

Weare Middle School, Route 114, Weare, NH Contact: Rodney Currier [nickmatt2@roadrunner.com](mailto:nickmatt2@roadrunner.com) or 603-726-3876



## ***Grumman A-6 Intruder – As seen In the Movie “Flight of the Intruder”***

By Rich Filteau


The theme award for Granitecon 30, this year’s Club Static Model Display and Contest, is defined as ‘Media Stars’ Representing any subject from a movie, TV Series, book etc.

For my entry into this year’s theme award contest I chose the subject of one of my favorite books and later a movie “The Fight of the Intruder” by Stephen Coonts. The book was published in 1986 and the movie hit the big screen in 1991.

Production began in 1989 with full cooperation of the US Navy, who was reimbursed for any costs incurred by the production company. Scenes were filmed aboard CVA-62 USS Independence, over the Savannah River Delta in Georgia and at NAS Barbers Point in Hawaii.

While several different aircraft types were filmed during the deck and rescue scenes the star of the movie was the Grumman A6 Intruder.

The story that was told in the book and the movie was of flight operations of the Intruder during the last years of the Vietnam War. US Navy aircraft of this era were painted using Light Gull Grey on the upper surfaces with white being used on control surfaces and the bottoms of the wings and fuselage. By the time of the filming of the movie the US Navy had switched to a low visibility scheme for its aircraft I.E. Dark Ghost Grey overall with toned down national markings, squadron markings, serial numbers etc.



There were two Intruders that were the tasked with the main roles in the film. Devil 501 was piloted by CDR. Frank Camparelli with bombardier/navigator Lt. Carl Aldana. The subject I chose to model was Devil 505 piloted by Lt. Jake ‘Cool Hand’ Grafton and, initially, bombardier/navigator Lt. Morgan ‘Morg’ McPherson. Unfortunately ‘Morg’ McPherson is killed early in the film and his replacement is LCDR Virgil ‘Tiger’ Cole.

The kit I used for this project was Revell Kit # 5256 A-6E Navy Attack Bomber. The TRAM (Target Recognition Attack Multisensor) turret was left off and, because I wanted to show the aircraft in flight, some work was needed to close all of the landing gear doors. A ¼" acrylic rod was bent and epoxied to the inner top of the fuselage.

Luckily AOA Decals produces a decal sheet entitled "Devil 501 & Devil 505 – USN A-6E Intruders on the Big Screen". Painting instructions are included with the decals. The sheet comes with decals for 1/32, 1/48 and 1/72 scale decals.



For I.P.M.S. membership, go to  
**MYIPMSUSA.org** Membership page for  
details and membership forms



## *Show and Tell*

Many more higher resolution images can be found on the web site!



Mike Dube brought in his Italeri 1/72nd scale B58 Hustler. Tried hard to replicate the metal surface, finally using better lacquers to achieve the look he wanted. One issue he had was not having positive mounting points for the engines.





John Rauscher presented his Polar Lights 1/350th scale USS Franklin star ship is from the Star Trek Beyond universe. In the movie, the craft is heavily weathered, so he did the same to the model. He used Woodland Scenics component lighting kits to light the ship, and added a handmade base to house the lighting controls and circuit boards.








Jody Kelm showed us his kit bashed 1/72nd scale M728. He used many manufacturers' components to build this model, including an ESCI hull, Revell Germany dozer blade assembly, and added a working scratch built boom.





Paul Lessard built a Woodland Scenics 1/87th scale Insley Model K backhoe modified into a front loading bucket. The kit was one that had been upgraded to a ready-to-run status. He added control cables and levers and painted with Humbrol construction orange paint.

He also brought in an Accurail 1/87th scale 50' Boston and Maine box car. It represents a car built by American Car and Foundry in the late 1970's and had one door open to show paper roll loads. He added frame detail and cut levers, and painted with Scalecoat Boston and Maine blue.





Rich brought in his Revell 1/48th scale Flight of the Intruder based A-6 airplane build. It represents the Devil 505 aircraft from the movie. He painted it in Vietnam era colors and added a scrap box load out to complete the look. He advised the kit came in an odd orange colored plastic which he was able to cover up successfully.



### **Upcoming Modeling Events Of Interest**

- August 2-5, 2023 – IPMS USA National Convention - Embassy Suites & San Marcos Convention Center, San Marcos, TX Contact: <https://www.nats2023.com/>
- October 1, 2023 \_ PatCon 2023 IPMS/Patriot Chapter – Hudson Elks Lodge, 99 Park Street, Hudson, MA Contact: [ipmspatriot.org/](http://ipmspatriot.org/)
- October 15, 2023 – GraniteCon 30 IPMS/Granite State Modelers – Weare Middle School, Route 114, Weare, NH Contact: Rodney Currier [nickmatt2@roadrunner.com](mailto:nickmatt2@roadrunner.com) or 603-726-3876
- November 5, 2023 – Baycon 2023 IPMS/Bay Colony – Franklin Elks Lodge, 1077 Pond Street, Franklin, MA Contact: Robert Magina [treadhead@comcast.net](mailto:treadhead@comcast.net) or 508-695-7754





Rod Currier presented his Minicraft 1/72nd scale B17C kit in progress. He is going for a natural metal finish using Alclad paints on the fuselage and wings and Testers aluminum on the control surfaces. Rod proclaimed he was having great fun dealing with cat hair in his paint. Feels this scale is way too small





Scott Mallett showed off his Hasegawa 1/24th scale 1966 Buick Wildcat. He painted it a metallic purple finish as that is his wife's favorite color. He hand painted the directional lights. He still has some chrome to work on. It is his 5th car kit and he is very happy with the result!



His second offering is a Hasegawa 1/24th scale 1966 Chevrolet Impala. He used a rattle can blue metallic on this one and hand painted details. Still needs to install the lights to finish.







John Walker's first offering is a Michael Roberts 120mm resin figure of a private in the 4th Independent Company of the Maryland state troops during the American Revolutionary War. He added a metal bayonet and musket. Built the figure out of box, and painted with Vallejo, Andrea, and AK paints. The hunting shirt was 8 different shades of violet and purple. He also added a log to the base.

His second figure was a Michael Roberts 120mm resin figure of Private Joseph Plumb Martin. Martin was 16 years old in 1777 when he enlisted in the 8th Connecticut Continental Line. He served throughout the entire war. The figure was built out of box and painted with Vallejo, Andrea, and AK pigments. He had bought the figure partially built at a meet in Pennsylvania a few months ago and mostly reworked the paint.







John Walker's  
Michael Roberts  
120mm resin  
figure of Private  
Joseph Plumb  
Martin continued.

Frank Moore's first model is an Italeri 1/35th scale M24 light tank built to resemble one used during the "Battle of the Bulge" in December 1944. This was a rescue 'glue bomb'. It took a first in the virtual online National Veteran's Creative Arts Competition contest.





Frank's second kit is a New Ray  
1/32nd scale T19 self propelled  
105mm howitzer converted  
from an M3A2 halftrack.





Pete Davis brought his Meng 1/35th scale Merkava 3 early Israeli tank. Feels it is one of the worst kits he has built in a while. Fit on most of the tank was okay but very finicky with small attachment points on many of the accessories. He was challenged by losing tiny parts to the carpet monster and having a plastic that was resistant to any of the usual adhesives. It became the 'kit from Hell'. He had to raise up the turret slightly to allow the ball chain armor to not get caught on the rear deck of the tank. He painted it with Tamiya acrylics and weathered with land powders. He is glad it is done!





## Hobby Shop Directory

These are the hobby shops that support us and our efforts year after year. Most give our club members discounts. They support our club contests, and stock the supplies and new kits we crave. Please support them!

**Hobbies With A Twist, LLC** - 1 Depot St Concord, NH (603-223-0132)

**Granite State Hobbies** - 20 Pleasant St. Claremont, NH (603-504-5605) ajmsugaring@icloud.com

**Minuteman Scale Models** - 472 Amherst St. Suite 21 Nashua, NH (603-921-5048)



Boomers Books & Empire Models & Molly Stark Bindery - 273 N Stark Hwy  
Weare, NH 03281 (603-529-5644) - BoomersBooks.net

### NORTH EAST TRAINS

*Specializing* Lionel • American Flyer • Atlas  
*in . . .* MTH • Williams • Weaver • K-Line

Bought • Sold • Repaired  
N • HO • S • O • G Gauges



www.netrains.com  
18 Main Street  
Peabody, MA 01960

Don Stubbs  
(978) 532-1615  
fax (978) 532-2282

*Why Grow Up?*



MODEL KITS, TRAINS & ROCKETS, PUZZLES, AND PAINTS  
& SUPPLIES

978.649.5055

440 Middlesex Rd Tyngsboro, MA 01879

### THE SpareTime SHOP

WWW.SPARETIMESHOP.COM

Models, Hobbies, GUNDAM, Rockets, HO-N Trains, Books, Magazines, Scenery,  
UGEARS, METAL EARTH, Pinocar, Science Kits, Slot Cars, Pre-Built, Paints, Tools

222J East Main Street, Post Road Plaza, Rte 20 East, Marlborough MA

t (508) 481-5786  
f (508) 229-2592

ski@sparetimeshop.com

Our 49th Year

SAVE THIS CARD

OWNERS  
PAUL/THERESA SCOPETSKI

CLOSED: M/Tu OPEN: W-Sat 10-5; Sun 12-5




Double Play Hobby  
Consignments  
183 Elm Street (101A)  
Unit 8  
Milford, NH 03055

Bill Greenwood 603-582-4224  
doubleplayhobby@yahoo.com  
<http://doubleplayhobbyconsignments.com>

## New Show And Tell Description Form

We have generated a new form for meeting Show and Tell descriptions. This will give us the details needed to post in the newsletter along with images of your models. Ideally, you can print the page and cut out the form to use. We will also get it posted to the web site for download. Copies will be available at the meetings to fill out.

	Builder: _____
	Subject: _____
	Kit Mfg: _____
	Scale: _____


**GSMC Dues Payment Form**

Member Names: \_\_\_\_\_

Mailing Address: \_\_\_\_\_

E-Mail Address: \_\_\_\_\_

Telephone # : \_\_\_\_\_



IPMS/USA Member? 

Yes	No
-----	----

 If Yes - IPMS Number: \_\_\_\_\_ Expiration Date: \_\_\_\_\_

Dues Are \$20 Per Year For a Single Member And \$25 Per Year For A Family

Make Checks Payable to: **Granite State Modelers Club**

Please Return This Form With Your Dues Payment To:

Rodney Currier  
8 Strawberry Lane  
Thornton, NH 03285